

# Millport Library

## Current Hours/Proposed Hours

	Monday	Tuesday	Wednesday	Thursday	Friday	Saturday	Total
Current	1 - 5	1 - 6	CLOSED	CLOSED	10 - 1 & 2 - 4	10 - 12	16
Proposed	1 - 5	1 - 5	CLOSED	CLOSED	10 - 1 & 2 - 5	10 - 1	17

## STATISTICS

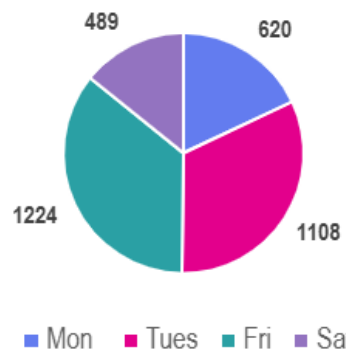
The pie charts below show -

- the number of books issued each day
- how many sessions took place on public computers
- how many visitors came into the library.

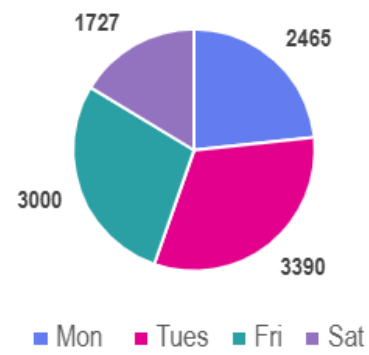
They show the interactions that took place each day the library was open in the last 12 months.

These stats indicate that a Tuesday and Friday are the busiest days for borrowing books and for visitors to the branch. The PC sessions show that the busiest days are Monday and Tuesday. We propose to change the opening hours slightly as the later night opening is less busy and move these hours to extend the Friday and Saturday opening.

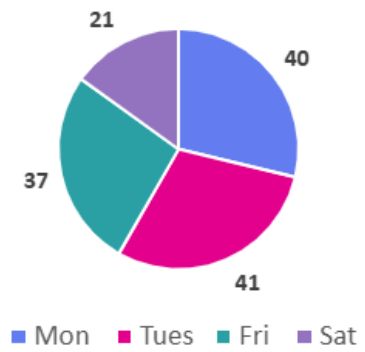
**Millport Library Issues**



**Millport Library Visitors**



**Millport Library PC sessions**



## Events

Our statistics also show that, between April and September Millport Library hosted 124 events which involved 7 groups led by the library staff. Changing the opening days would impact on 1 library led group which can easily be switched to another day.

## Wi-Fi Sessions – 9,283 sessions in previous 12 months

The public Wi-Fi will remain available 24/7 however, the ability to Wi-Fi print will be impacted by the proposed changes. This service would be available in Largs library on the days Millport Library is closed.

## Supplementary information

The heat maps below give the breakdown of book issues per hour with times shaded green being the busiest and red quiet.

## Book issues per opening hour

	10 - 11	11- 12	12 - 1	1 - 2	2 - 3	3 - 4	4 - 5	5 - 6
Monday				159	188	190	83	
Tuesday				172	323	312	211	90
Friday	187	272	186		359	220		
Saturday	176	313						

**PC Sessions per opening hour**

Day	10-11	11-12	12-1	1-2	2-3	3-4	4-5	5-6
Mon				10	18	9	3	
Tue				7	16	10	7	1
Fri	6	4	3		19	5		
Sat	14	7						

